

# FORMA

## SIMPLE SOLUTION FOR STAIRCASE HANDLES



### STAIRCASE HANDLE

Staircase handles are available in four basic lengths. Handles are cut on both ends and boreholes for lengthwise joining or finishing are pre-drilled. Custom lengthening and finishing of cut handles is enabled through precise drilling template. This enables optimal adjustment for the final buyer.

Wood Type	Length	Diameter	Type
Beech mildly steamed	1000 mm	45 mm	RR345M
Beech mildly steamed	1500 mm	45 mm	RR345G
Beech mildly steamed	2000 mm	45 mm	RR345V
Beech mildly steamed	2500 mm	45 mm	RR345H



### HANDLE ARC

Arcs enable the extension of the staircase handle for changes in inclination and line direction. The arc elements enable basic line deviation (90°, 45°, 30°).



**WARNING!** Wood is a natural material and allows minimal dimension tolerance. Preliminary junctions between conclusive plugs, arcs and handles must be previously sanded.



Wood Type	Diameter	Arc	Type
Beech mildly steamed	200 mm	30 °	RL34530
Beech mildly steamed	200 mm	45 °	RL34545
Beech mildly steamed	200 mm	90 °	RL34590

## PLUGS - WOOD AND METAL (for handles and arcs)


Wood plugs are secured at the end of a handle or arc with enclosed treenails and glue. Metal plugs are simply inserted into the borehole of an arc or handle with an enclosed PVC nut.









BEECH	BRASS	CHROME	MATTE-CHROME	WHITE	BLACK	BROWN
						
22,5mm	22,5mm	22,5mm	22,5mm	22,5mm	22,5mm	22,5mm
45 mm	45 mm	45 mm	45 mm	45 mm	45 mm	45 mm
CZ345	CZ45MS	CZ45KR	CZ45MK	CZ45BE	CZ45CR	CZ45RJ

## CONSOLES FOR WALL FITTING OF STAIRCASE HANDLES

**WARNING!** The brackets must be fixed (insert + screw) into a brick or concrete wall. If the walls are hollow, a suitable bracket system of fixing must be used.



Console brackets are easy to assemble and ensure a satisfactory load capacity. Recommended distance between individual brackets is 80 - 120 cm.

BRASS	CHROME	MATTE-CHROME	WHITE	BLACK	BROWN
					
50x60x12 mm	50x60x12 mm	50x60x12 mm	50x60x12 mm	50x60x12 mm	50x60x12 mm
60 mm	60 mm	60 mm	60 mm	60 mm	60 mm
NK2001	NK2002	NK2006	NK2004	NK2005	NK2811

## DRILLING TEMPLATE

A drilling template enables simple and precise drilling of new holes for joining.



Wood Type	Pedestal Dimension	Diameter	Type
Beech	120x80 mm	45 mm	SV345